

# 11 SUMMER SAFETY TIPS FOR PETS



## 1. Careful with the water (beach and pool)

The beach has always been a go-to destination during summer. It's fun and relaxing, but don't let the warm water and the bright sun trick you! A few reminders when going to the beach with your pets:

- Keep them cool to avoid heat stroke
- Avoid the hottest parts of the day
- Give them floaties to help them swim (yes, dogs need them too)
- Don't let them drink sea water and stagnant water


## 2. Cooking out?

Know which foods are good or bad for your pets. Meat with barbeque sauce and corn cobs, for example, are not particularly good for our fur friends. Also, careful on the ice cream.



## 3. Cars and quick errands

Never leave your dog in the car even for just a quick errand in the store. If possible, bring them along with you. It's quite obvious that with extreme heat, it will be even hotter inside the car and leaving pets alone in the car can be extremely fatal.




## 4. Going outdoors?

Always, always carry a bottle of water anywhere you go to keep your pet hydrated and to avoid heatstroke.



## 5. Exercise? Change schedule!

Take a walk or play outdoors when it's cool, like in the morning or at night.




## 6. Walking on sidewalks

With the hot summer weather, sidewalks can be too hot for your pet to walk on. Try a different route for your pet avoiding asphalt and rough pavements so your pet's paw pads do not get burnt. One tip is to look for shady sidewalks or grassy area to walk your dog.

## 7. Visit the Vet

Parvoviruses spread in the hot season and more time outdoors may expose your pet to infection caused by critters with rabies. Diseases caused by flea, ticks, and heartworms may also infect your pet. Prevent these by keeping them on their year-round preventives.



## 8. Cool treats

Give your pets some ice pops or ice cubes by freezing tasty treats or toys in ice to keep your pets chill because hey, it's summer.



## 9. Check for ticks

Always check for ticks after a trip outdoors especially from woody areas.



## 10. Brush brush brush

Get rid of the extra fur! Brush more often to get rid of the matted fur to help them cool down. Pets often get rid of extra fur on warm seasons.

## 11. Keep your house cool

If you will be leaving your pet at home, leave the air conditioning on and close the drapes. If you don't have an AC, leave the windows open and turn on the fan.

Remember though to screen your windows so pets don't wander off.

